


MS NORDLYS



- Expedition Team
- Nordic style, refurbished in 2018
- Two restaurants, Multe bakery and Panorama bar
- Sauna and a panoramic fitness room
- Sun deck and two outdoor Jacuzzis

PASSENGER CAPACITY: 590
BEDS: 460
YEAR OF CONSTRUCTION: 1994
 (Year of refurbishment 2018)
SHIP YARD: Volkswerft (D)
GROSS TONNAGE: 11,204
LENGTH: 121.8 m
BEAM: 19.2 m
SERVICE SPEED: 15 knots
CAR CAPACITY: 35



Arctic Superior



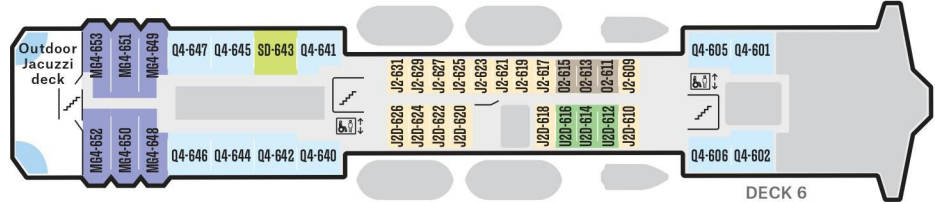
Target main restaurant



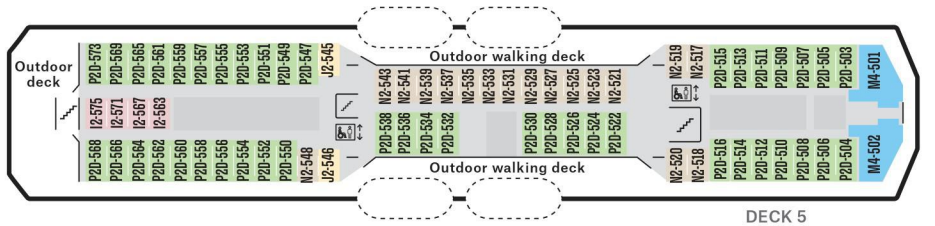
Multe bakery



DECK 7



DECK 6



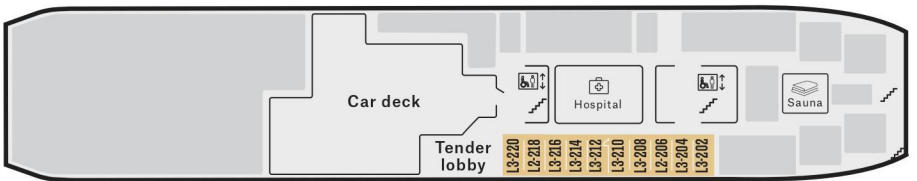
DECK 5



DECK 4



DECK 3



DECK 2

Category	Code	Room Type	Area (m²)	Description
EXPEDITION SUITES	MG	Grand suite	15-20 m²	Double bed, one sofa bed, seating area, TV, safe, mini-bar, bay window with full view.
	M	Suite	25-26 m²	One or two-room suite, TV, kettle.
	Q	Mini suite	17-23 m²	One-room suite, seating area, TV, kettle.
ARCTIC SUPERIOR	P	Outside cabin	11-12 m²	Double bed, TV, kettle.
	U	Outside cabin	10-12 m²	Double bed, some with table, TV, kettle.
POLAR OUTSIDE	O	Outside cabin	8-12 m²	Separate beds, one bed can be turned into a sofa.
	N	Outside cabin	8-12 m²	Separate beds, one bed can be turned into a sofa.
	SD	Outside cabin	17 m²	Separate beds, one bed can be turned into a sofa. Adapted for guests with disabilities.
	L	Outside cabin	8-12 m²	With portholes, separate beds, one bed can be turned into a sofa, some with upper and lower bed. Some have limited or no view.
POLAR INSIDE	J	Outside cabin	8-11 m²	With limited/no view, two-berth cabins with double bed, three-berth cabins with separate beds, one is an upper bed.
	I	Inside cabin	11-12 m²	Separate beds, one bed can be turned into a sofa.

Subject to change.